

Raisina Bengali School Mandir Marg
Class 1 English
Holiday Homework

Revise the lessons done so far. Learn the Q/A and exercise questions of all the lessons and poems (done till date). Do the questions given in this PDF in a separate thin English Holiday homework notebook.

Maintain only one English notebook for both the portions - Marigold and Grammar.

Similarly, make only one holiday homework notebook for both the portions - Marigold and Grammar.



Do the following questions neatly and properly in a separate (thin) English holiday homework notebook. Copy the questions also.

Book : **Marigold**



Lesson : Three Little Pigs

Q1 .Write the names of the three pigs.

Ans1 .The names of the three pigs are:

1. _____

2. _____

3. _____

Q2. Fill in the blanks with the help of the correct options .

1 There were _____(two/three) little pigs.

2 The wolf was _____(good/bad).

Q3. Write the correct answers :

Let's share



1.▶ Who is good? Ans. _____

2.▶ Who is bad? Ans. _____



pig



wolf

Poem: A Happy Child

Q1. Write the name of the colour.

Fun with colours



Write the name of the colour.

Fill in the box with the right colour.

- ▶ What is the colour of the happy child's house?
- ▶ What is the colour of your house?
- ▶ What is the colour of the tree?
- ▶ What is the colour of the sun?





| |
|--|
| |
| |
| |
| |

Q2. Write happy or sad.

How do you feel —  

- ▶ When you get a new dress?
- ▶ When you get hurt?
- ▶ When you share your things?
- ▶ When you are ill?

Draw and say

| | |
|---|-------|
|  | happy |
|  | sad |
|  | _____ |
|  | _____ |

Q3. Match the following.

Read and match the words with the pictures. Draw a line.

I am a boy.

I am a girl.



Lesson :Lalu and Peelu

Answer the following questions.

Question 1:

Q1. Name the chicks in the story.

Q2. Who liked yellow things?

Q3. What did Lalu eat one day?

Q4. Name two things that are yellow and sweet.


Poem :After a bath

Q1.

Match the pictures with the correct words.

Do you wear these things?

Draw lines from the picture to the word.



- a. shirt b. socks c. cap d. trousers e. belt f. shoes

Q2.

Let's do



Match the following to make pairs. One has been done for you.



needle

shoes



bat

shorts



socks

thread



shirt

spoon



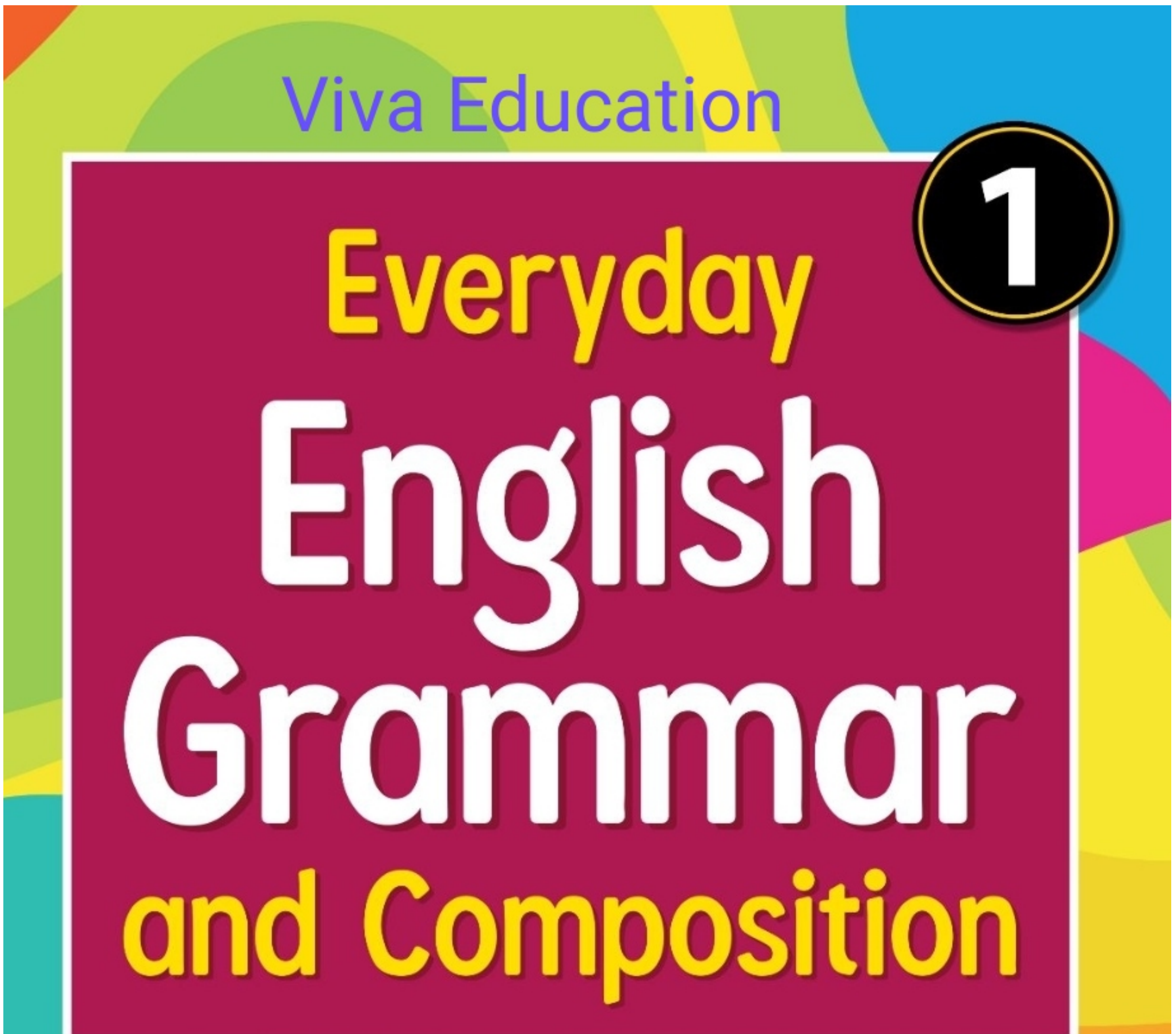
bowl

ball



Do the following questions also in the **same** English holiday homework notebook. Copy the questions also completely and properly.

GRAMMAR BOOK



Grammar Lesson 1

1

Letters and Words

There are 26 letters in the English alphabet. We use these letters to write all words.

A Look at the pictures. Write the missing letters to complete the words.



1. p . e . . . n



2. b d



3. b t



4. m g



5. p n



6. c t

B Rewrite the letters correctly to name the pictures.



1. n t e

n e t



2. m j a

.....



3. a g b

.....



4. b t u

.....



5. p z i

.....



6. t a h

.....



7. t h u

.....



8. o d g

.....

C) Circle the odd word.

One word in each row does not end with the same sound as the rest of the words. Find the odd word and circle it.

- | | | | | |
|----|------|-------|-------|-------|
| 1. | see | bee | fee | too |
| 2. | pass | dress | class | glass |
| 3. | tray | boy | toy | joy |
| 4. | lot | cot | pot | lick |
| 5. | fell | tell | fed | sell |

Grammar Lesson 2

2

Naming Words

1. Name these things.



a ball



2. Name these people.



a doctor



3. Name these places.



a shop



4. Name these animals.



a cow



Words that tell us the names of people, animals, places or things are called **naming words**. They are also called **nouns**.

A Here are the pictures of some animals. Choose the correct naming word from the strip. Write it below each picture.


monkey tiger lion horse sheep zebra



1. a



2. a



3. a



4. a



5. a



6. a

B Tick (✓) the boxes beside the correct words to name these people.

1. Who dances on stage?

a cook a dancer a dentist a singer

2. Who mends our broken shoes?

a doctor a tailor a cobbler a grocer

3. Who looks after the sick people?

a cobbler a tailor a teacher a nurse

4. Who teaches in a school?

a mother a teacher a peon a carpenter

5. Who looks after the plants in our garden?

a gardener a chemist a driver a doctor

C The names of a few places are given in column B. In column A are the names of some people and what they do in those places. Match the two columns.

| A | B |
|------------------------------|---------------------|
| 1. Reema plays in | a. the library. |
| 2. The king sits in his | b. a park. |
| 3. Ravi buys stamps from | c. palace. |
| 4. The farmer works in | d. the post office. |
| 5. Rita gets storybooks from | e. the field. |

Grammar Lesson 3

3

One and Many

Read and understand.




cat



cats



rat



rats

When we say *cat*, we mean **one cat**. When we say *cats*, we mean **more than one cat**.

We add *-s* to some words to change them from one to many.




a crayon



many crayons



an orange



many oranges

Q1. Add 's' to change the given words from one to many.

One and Many

Change the given naming words from **one** to **many**.

1. a doll



many



2. a banana




many



3. an egg



many



4. a flower



many



Q2. Add 'es' to the given words to change them from one to many.

We add *-es* to some words to change them from one to many.

fox ~ fox*es*

church ~ church*es*

dish ~ dish*es*

Add *-es* to the following words to change them from one to many.

1. peach

5. class

2. dress

6. watch

3. box

7. beach

4. match

8. glass

Grammar Lesson 4

4

Pronouns

Q1.

He, She, It

- We use *he* in place of the name of a **man** or a **boy**.
- We use *she* in place of the name of a **girl** or a **woman**.
- We use *it* in place of the name of a **thing**, a **bird** or an **animal**.

Look at the pictures and fill in the blanks with pronouns.



1. **He** is a postman.

2. is a nurse.



3. is a boy.

4. is a balloon.



5. is a monkey.

6. is a teacher.



7. is a sweeper.

8. is a singer.



Q2.

Underline the correct pronoun in each sentence.

1. (He/She) is my sister.
2. (He/It) is going to school.
3. (He/She) is my uncle.
4. (It/He) is my pet dog.
5. (It/She) is a bat.
6. (He/It) is an orange.

Q3.

Complete the sentences with the pronouns given in the strip.

I You He She It We They

1. John is a cricket player.
..... plays well.



2. The kids are in the field.
..... are playing football.



3. Amira has a pet dog.
..... is brown.



4. Sameera is a good girl.
..... goes to school regularly.



5. Maria and I are friends.
..... like to play together.



6. This is my favourite diary.
..... call her Kitty.



7. I am a clown.
..... are a clown too.



Write **any one** poem neatly on a **chart** paper. Make a colourful chart (with pictures).

Poems :

A Happy Child

or

After a bath

A Happy Child



UNIT
1

Enjoy this poem

My house is red - a little house;
A happy child am I.
I laugh and play the whole day long,
I hardly ever cry.

I have a tree, a green, green tree,
To shade me from the sun;
And under it I often sit,
When all my play is done.



New words

cry

day

red 

sun 

Let's read

The sun shines in the sky.
I have a red pen.

1

2019-2020

After a Bath



UNIT
2

Enjoy this poem

After my bath
I try, try, try
to wipe myself
till I'm dry, dry, dry.

Hands to wipe
and fingers and toes
and two wet legs
and a shiny nose.

Just think how much
less time I'd take
if I were a dog
and could shake, shake, shake.

Aileen Fisher



New words

dog 

how

met

try

two 

Let's read

I try to save water.
I have two ears, two legs, ten toes and one nose.

16

2019-2020